

بِسْمِ اللَّهِ الرَّحْمَنِ الرَّحِيمِ

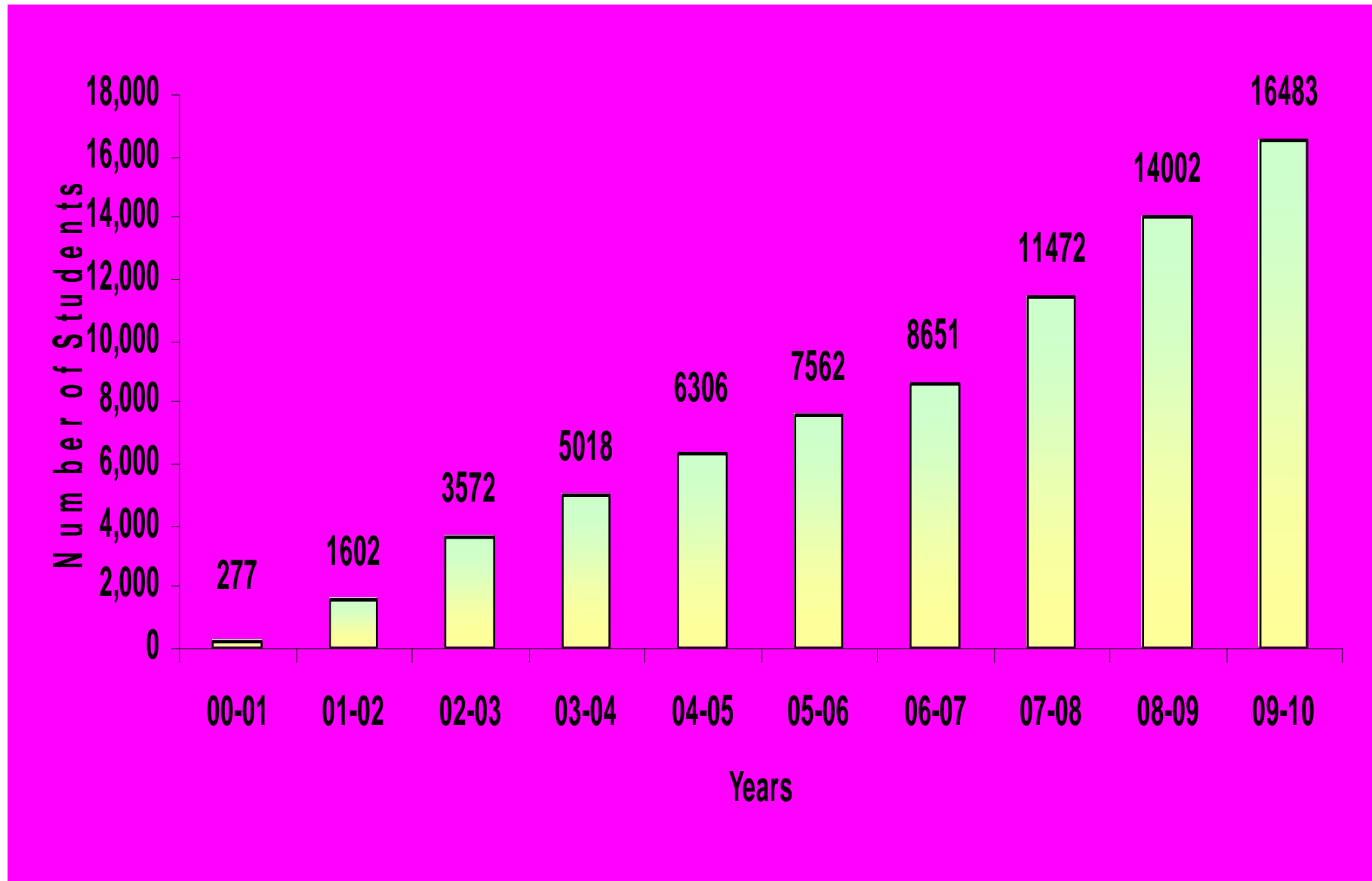


August 2000

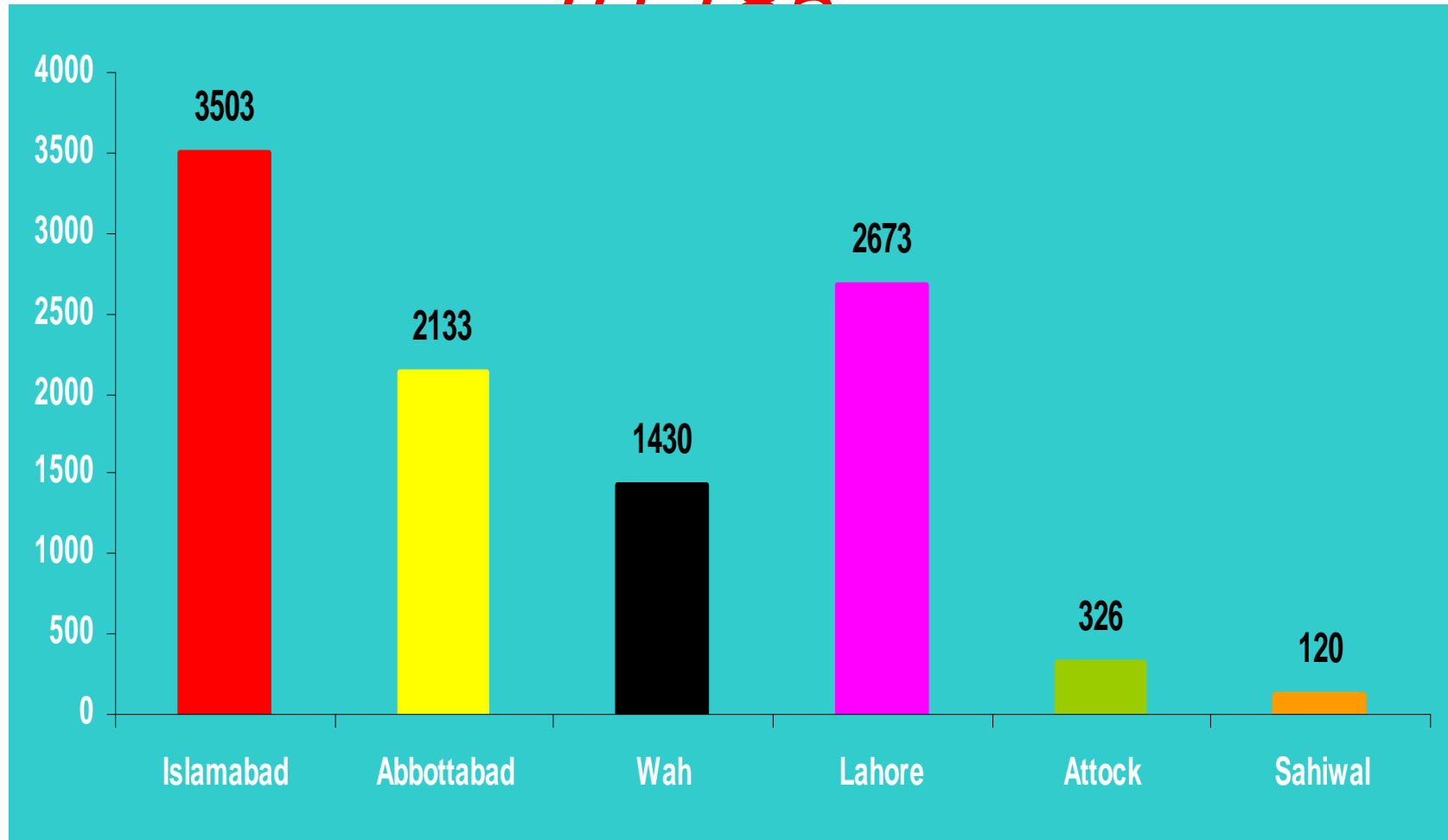
Charter of

**COMSATS Institute of
Information Technology**

Year Wise Students Growth



Graduates Produced: 10,185



PhD's: 5

MS: 335

Others: 9,845

Male Graduates: 8,148

Female Graduate: 2,037

Academic Degree Programs



Thanks to Allah (SWT)

Mile-stones		Year 2000	Year 2009
i	Campuses	1	7
ii	Student Enrolment	213	16,483
iii	Faculty Strength	10	1,677
iv	Staff Strength	38	1,888
v	Academic Programs	3	48
Vi	Alumni	0	10,185
Vii	Operating Budget	Rs 64 m	Rs 1, 853 m
viii	Development Budget	Rs 36 m	Rs 9,548 m

RANKING

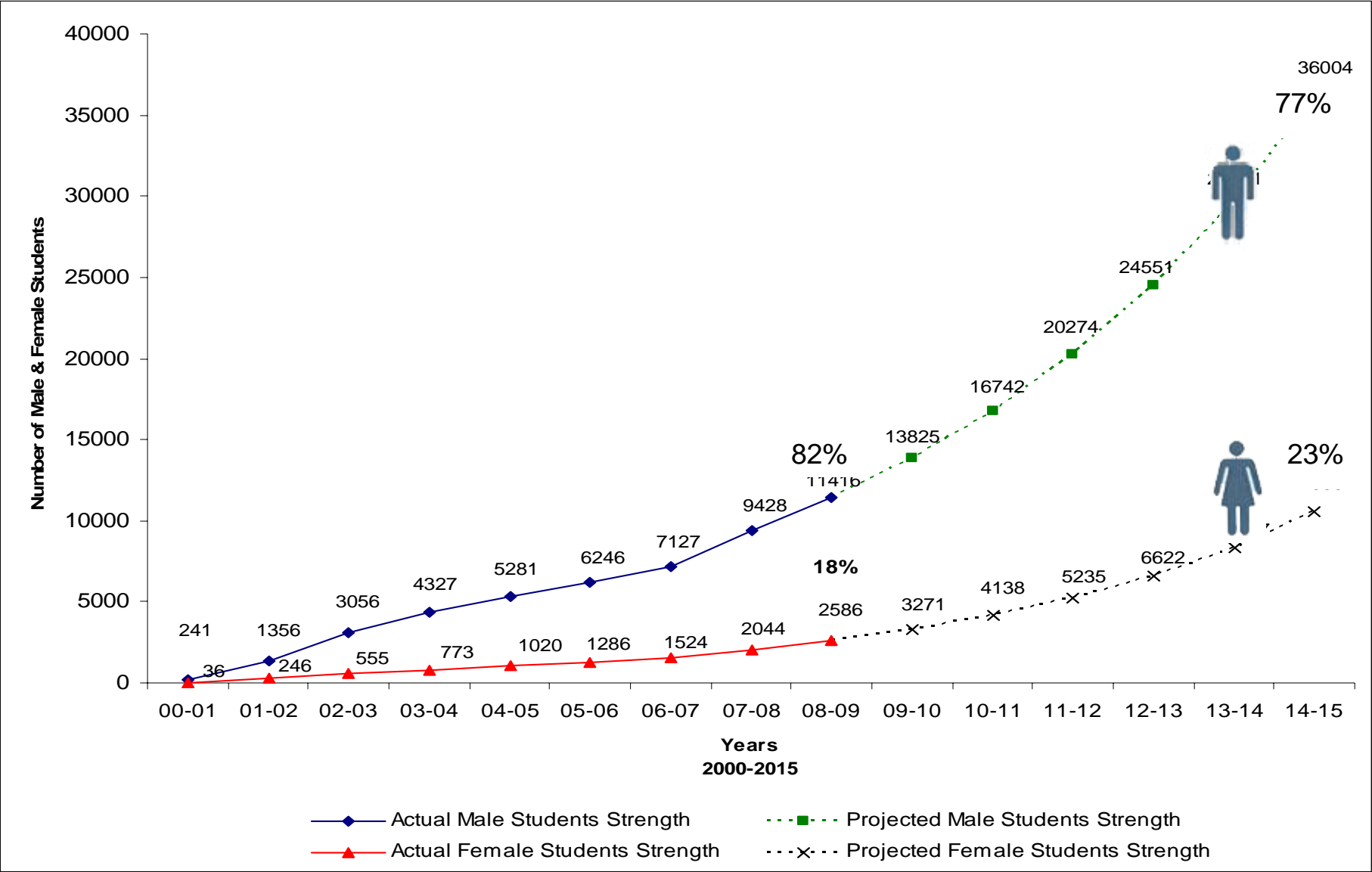
5

In terms of research output

7

in research ranking on the basis of cumulative Impact Factor

Student Enrolment Projection



Campus-wise Progress

Islamabad Campus (August 2000)

- **653 faculty members**
- **30 degree programs**
- **4,714 students**
- **2,929 graduated**

Islamabad Campus (yesterday)








Abbotabad Campus (Sept 2001)

- 399 faculty members
- 22 degree programs
- 4,769 students
- 1,605 graduated

Abbotabad Campus (yesterday)



Abbotabad Campus (today)





Wah Campus (Sept 2001)

- 129 faculty members
- 10 degree programs
- 1,563 students
- 1,176 graduates produced

Wah Campus



Lahore Campus (March 2002)

- 351 faculty members
- 15 degree programs
- 4,198 students
- 1,992 graduated

Lahore Campus (Yesterday)



Lahore Campus (Today)



Lahore Campus (Today)



Lahore Campus (Today)



Attock Campus (April 2004)

- 39 faculty members
- 4 degree programs
- 294 students
- 345 graduates produced

Attock Campus



Sahiwal Campus (Dec 2006)

- 49 faculty members
- 6 degree programs
- 534 students
- 70 graduated

Sahiwal Campus



Vehari Campus (Aug 2008)

- 9 faculty members
- 1 degree program
- 47 students

Graduate Enrolment

Departments	MS Students	PhD Students
Biosciences	42	24
Computer Science	42	13
Electrical Engineering	21	11
Health Informatics	39	NIL
Mathematics	45	43
Management Sciences	58	19
Meteorology	49	NIL
Physics	69	48

Vision 2020



**COMSATS Institute
of Information Technology**

By 2010



National Character
**Presence in all Provinces of
Country**
Among Top 5 National Universities

**Science led
Engineering**

+

By 2015



**Among Top 100 Universities of
Developing World**

**Social
Sciences**

+

By 2020



**Among Top 500 Universities of
the World**

**Medical +
Biological
Sciences**

Issues

Faculty

Qualification wise Distribution of Faculty

- PhD 253
- MS 349
- BS+ 1075

Designation wise Distribution of Faculty

- **Professors** 45
- **Associate Prof** 47
- **Assistant Prof** 417
– (161 PhDs +256 MS)
- **Lecturers** 1168

Scholars on Study Abroad (254)

Country	Completed	Studying	Total
UK	99	69	168
Sweden	5	12	17
Finland	5	4	9
Australia	5	0	5
USA	0	24	24
China	20	2	22
Malaysia	0	5	5
Germany+	2	2	4

In Search of Excellence



Flying the COMSATS Flag



South – North Cooperation



Future Vision!

A Quality Institution

Why I am here for?

**To seek cooperation
and**

To offer cooperation